

MISSISSIPPI INSTITUTIONS FOR HIGHER LEARNING  
Office of Strategic Research  
SREB Full-Time Equivalent Enrollment - Calendar Year

YEAR	INSTITUTION	UG SCH	GR SCH	TOT SCH	UG FTE	GR FTE	TOTAL FTE
2000	Alcorn State University	77,873	9,438	87,311	2,596	393	2,989
	Delta State University	89,576	10,089	99,665	2,986	420	3,406
	Jackson State University	151,725	21,505	173,230	5,058	896	5,954
	<b>Mississippi State University</b>	<b>276,049</b>	<b>52,565</b>	<b>328,614</b>	<b>9,202</b>	<b>2,190</b>	<b>11,392</b>
	Mississippi University for Women	57,532	2,963	60,495	1,918	123	2,041
	Mississippi Valley State University	74,483	4,357	78,840	2,483	182	2,664
	University of Mississippi	361,821	55,445	417,266	12,061	2,310	14,371
	University of Southern Mississippi	341,706	54,968	396,674	11,390	2,290	13,681
<b>IHL Total</b>	<b>1,430,765</b>	<b>211,330</b>	<b>1,642,095</b>	<b>47,692</b>	<b>8,805</b>	<b>56,498</b>	
2001	Alcorn State University	81,022	9,610	90,632	2,701	400	3,101
	Delta State University	88,691	9,128	97,819	2,956	380	3,337
	Jackson State University	157,935	22,881	180,816	5,265	953	6,218
	<b>Mississippi State University</b>	<b>289,140</b>	<b>52,583</b>	<b>341,723</b>	<b>9,638</b>	<b>2,191</b>	<b>11,829</b>
	Mississippi University for Women	54,708	2,987	57,695	1,824	124	1,948
	Mississippi Valley State University	80,667	5,259	85,926	2,689	219	2,908
	University of Mississippi	371,621	54,168	425,789	12,387	2,257	14,644
	University of Southern Mississippi	344,319	54,610	398,929	11,477	2,275	13,753
<b>IHL Total</b>	<b>1,468,103</b>	<b>211,226</b>	<b>1,679,329</b>	<b>48,937</b>	<b>8,801</b>	<b>57,738</b>	
2002	Alcorn State University	80,851	10,252	91,103	2,695	427	3,122
	Delta State University	88,171	10,952	99,123	2,939	456	3,395
	Jackson State University	163,606	23,708	187,314	5,454	988	6,441
	<b>Mississippi State University</b>	<b>305,709</b>	<b>52,605</b>	<b>358,314</b>	<b>10,190</b>	<b>2,192</b>	<b>12,382</b>
	Mississippi University for Women	53,761	2,846	56,607	1,792	119	1,911
	Mississippi Valley State University	87,187	6,939	94,126	2,906	289	3,195
	University of Mississippi	366,570	52,849	419,419	12,219	2,202	14,421
	University of Southern Mississippi	345,962	57,669	403,631	11,532	2,403	13,935
<b>IHL Total</b>	<b>1,491,817</b>	<b>217,820</b>	<b>1,709,637</b>	<b>49,727</b>	<b>9,076</b>	<b>58,803</b>	
2003	Alcorn State University	80,676	10,082	90,758	2,689	420	3,109
	Delta State University	85,321	11,146	96,467	2,844	464	3,308
	Jackson State University	161,559	22,376	183,935	5,385	932	6,318
	<b>Mississippi State University</b>	<b>324,722</b>	<b>56,132</b>	<b>380,854</b>	<b>10,824</b>	<b>2,339</b>	<b>13,163</b>
	Mississippi University for Women	53,525	2,765	56,290	1,784	115	1,899
	Mississippi Valley State University	92,900	8,786	101,686	3,097	366	3,463
	University of Mississippi	358,263	53,639	411,902	11,942	2,235	14,177
	University of Southern Mississippi	341,900	58,833	400,733	11,397	2,451	13,848
<b>IHL Total</b>	<b>1,498,866</b>	<b>223,759</b>	<b>1,722,625</b>	<b>49,962</b>	<b>9,323</b>	<b>59,285</b>	
2004	Alcorn State University	80,854	10,652	91,506	2,695	444	3,139
	Delta State University	84,780	13,199	97,979	2,826	550	3,376
	Jackson State University	165,524	25,650	191,174	5,517	1,069	6,586
	<b>Mississippi State University</b>	<b>335,970</b>	<b>60,134</b>	<b>396,104</b>	<b>11,199</b>	<b>2,506</b>	<b>13,705</b>
	Mississippi University for Women	55,539	3,179	58,718	1,851	132	1,984
	Mississippi Valley State University	91,357	9,179	100,536	3,045	382	3,428
	University of Mississippi	348,372	57,939	406,311	11,612	2,414	14,027
	University of Southern Mississippi	345,448	61,361	406,809	11,515	2,557	14,072
<b>IHL Total</b>	<b>1,507,844</b>	<b>241,293</b>	<b>1,749,137</b>	<b>50,261</b>	<b>10,054</b>	<b>60,315</b>	
2005	Alcorn State University	84,838	10,521	95,359	2,828	438	3,266
	Delta State University	84,629	13,868	98,497	2,821	578	3,399
	Jackson State University	165,360	27,565	192,925	5,512	1,149	6,661
	<b>Mississippi State University</b>	<b>351,565</b>	<b>60,788</b>	<b>412,353</b>	<b>11,719</b>	<b>2,533</b>	<b>14,252</b>
	Mississippi University for Women	58,068	3,981	62,049	1,936	166	2,101
	Mississippi Valley State University	92,809	7,089	99,898	3,094	295	3,389
	University of Mississippi	344,737	58,078	402,815	11,491	2,420	13,911
	University of Southern Mississippi	336,422	58,845	395,267	11,214	2,452	13,666
<b>IHL Total</b>	<b>1,518,428</b>	<b>240,735</b>	<b>1,759,163</b>	<b>50,614</b>	<b>10,031</b>	<b>60,645</b>	
2006	Alcorn State University	85,862	9,141	95,003	2,862	381	3,243
	Delta State University	86,412	14,153	100,565	2,880	590	3,470
	Jackson State University	164,647	26,873	191,519	5,488	1,120	6,608
	<b>Mississippi State University</b>	<b>348,741</b>	<b>57,828</b>	<b>406,569</b>	<b>11,625</b>	<b>2,410</b>	<b>14,034</b>
	Mississippi University for Women	58,418	3,647	62,065	1,947	152	2,099
	Mississippi Valley State University	78,228	7,356	85,584	2,608	307	2,914
	University of Mississippi	365,316	58,608	423,924	12,177	2,442	14,619
	University of Southern Mississippi	326,872	56,783	383,655	10,896	2,366	13,262
<b>IHL Total</b>	<b>1,514,496</b>	<b>234,389</b>	<b>1,748,884</b>	<b>50,483</b>	<b>9,766</b>	<b>60,249</b>	

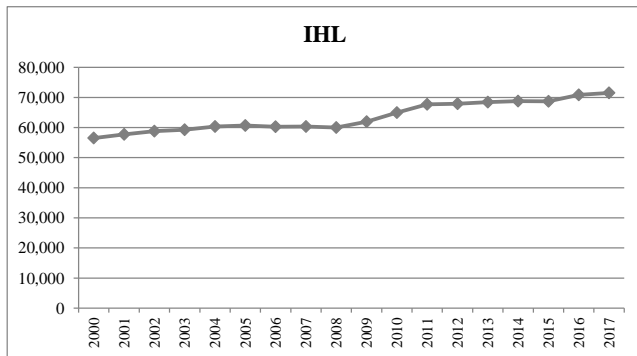
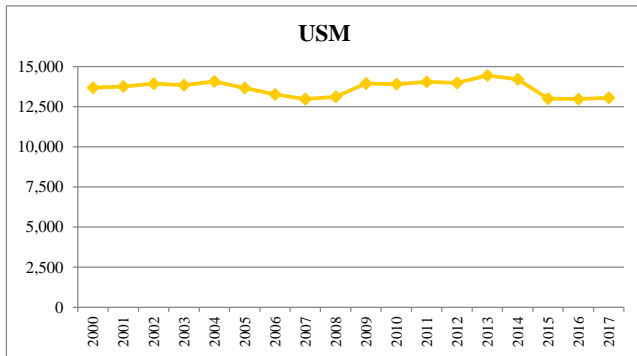
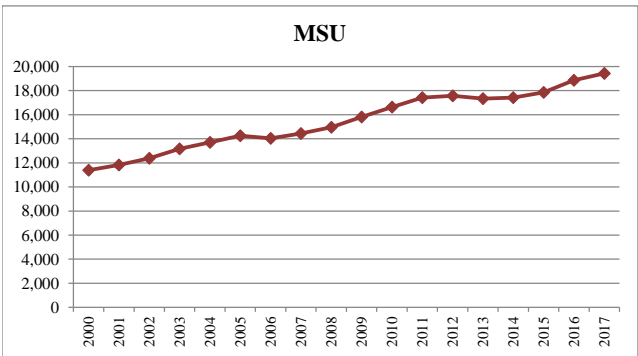
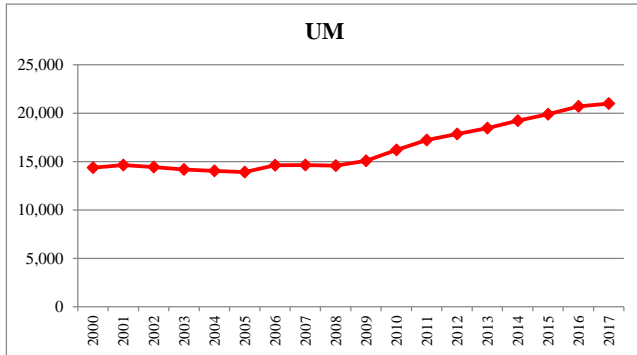
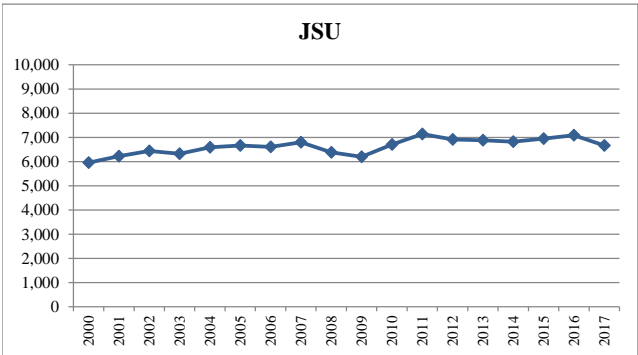
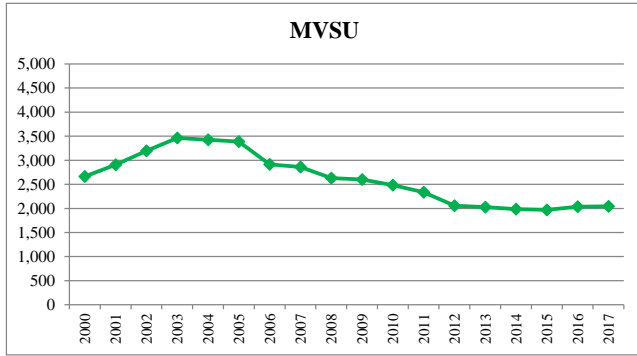
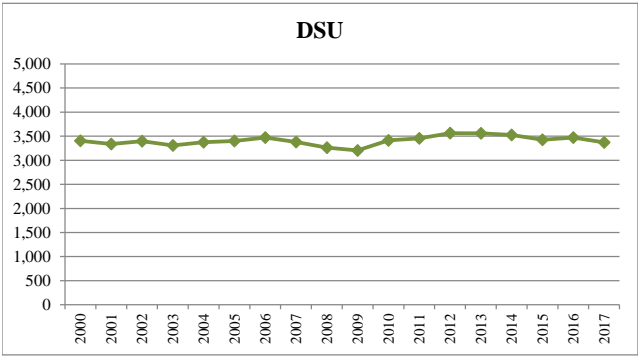
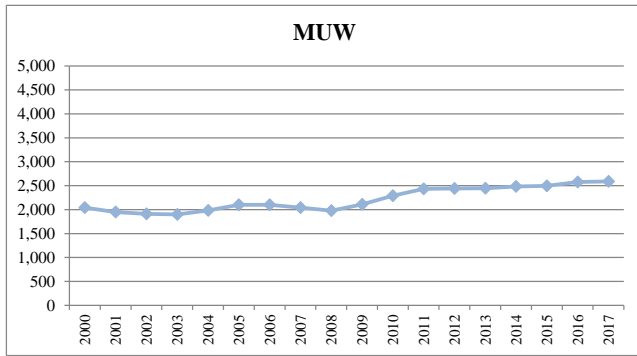
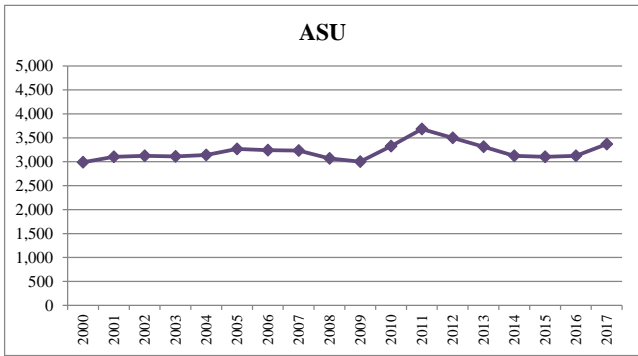
YEAR	INSTITUTION	UG SCH	GR SCH	TOT SCH	UG FTE	GR FTE	TOTAL FTE
2007	Alcorn State University	83,421	10,906	94,327	2,781	454	3,235
	Delta State University	85,634	12,580	98,214	2,854	524	3,379
	Jackson State University	167,214	29,394	196,608	5,574	1,225	6,799
	<b>Mississippi State University</b>	<b>359,401</b>	<b>58,988</b>	<b>418,389</b>	<b>11,980</b>	<b>2,458</b>	<b>14,438</b>
	Mississippi University for Women	57,179	3,247	60,426	1,906	135	2,041
	Mississippi Valley State University	75,994	7,849	83,843	2,533	327	2,860
	University of Mississippi	367,799	57,044	424,843	12,260	2,377	14,637
University of Southern Mississippi	318,142	56,867	375,009	10,605	2,369	12,974	
	<b>IHL Total</b>	<b>1,514,784</b>	<b>236,875</b>	<b>1,751,659</b>	<b>50,493</b>	<b>9,870</b>	<b>60,363</b>
2008	Alcorn State University	77,919	11,283	89,202	2,597	470	3,067
	Delta State University	81,838	12,817	94,655	2,728	534	3,262
	Jackson State University	156,429	28,022	184,451	5,214	1,168	6,382
	<b>Mississippi State University</b>	<b>375,736</b>	<b>58,559</b>	<b>434,295</b>	<b>12,525</b>	<b>2,440</b>	<b>14,964</b>
	Mississippi University for Women	55,506	3,095	58,601	1,850	129	1,979
	Mississippi Valley State University	70,414	6,753	77,167	2,347	281	2,629
	University of Mississippi	368,672	55,031	423,703	12,289	2,293	14,582
University of Southern Mississippi	320,459	58,389	378,848	10,682	2,433	13,115	
	<b>IHL Total</b>	<b>1,506,973</b>	<b>233,949</b>	<b>1,740,922</b>	<b>50,232</b>	<b>9,748</b>	<b>59,980</b>
2009	Alcorn State University	77,173	10,253	87,426	2,572	427	3,000
	Delta State University	78,580	14,059	92,639	2,619	586	3,205
	Jackson State University	151,406	27,525	178,931	5,047	1,147	6,194
	<b>Mississippi State University</b>	<b>398,852</b>	<b>60,525</b>	<b>459,377</b>	<b>13,295</b>	<b>2,522</b>	<b>15,817</b>
	Mississippi University for Women	57,804	4,413	62,217	1,927	184	2,111
	Mississippi Valley State University	69,930	6,437	76,367	2,331	268	2,599
	University of Mississippi	382,246	56,168	438,414	12,742	2,340	15,082
University of Southern Mississippi	341,859	61,276	403,135	11,395	2,553	13,948	
	<b>IHL Total</b>	<b>1,557,850</b>	<b>240,656</b>	<b>1,798,505</b>	<b>51,928</b>	<b>10,027</b>	<b>61,956</b>
2010	Alcorn State University	84,461	12,210	96,671	2,815	509	3,324
	Delta State University	78,121	19,448	97,569	2,604	810	3,414
	Jackson State University	162,510	30,923	193,432	5,417	1,288	6,705
	<b>Mississippi State University</b>	<b>418,441</b>	<b>64,561</b>	<b>483,002</b>	<b>13,948</b>	<b>2,690</b>	<b>16,638</b>
	Mississippi University for Women	63,024	4,501	67,525	2,101	188	2,288
	Mississippi Valley State University	66,168	6,652	72,820	2,206	277	2,483
	University of Mississippi	414,725	56,846	471,571	13,824	2,369	16,193
University of Southern Mississippi	342,644	59,544	402,188	11,421	2,481	13,902	
	<b>IHL Total</b>	<b>1,630,094</b>	<b>254,685</b>	<b>1,884,778</b>	<b>54,336</b>	<b>10,612</b>	<b>64,948</b>
2011	Alcorn State University	94,366	12,887	107,253	3,146	537	3,682
	Delta State University	75,114	22,851	97,965	2,504	952	3,456
	Jackson State University	171,406	34,161	205,567	5,714	1,423	7,137
	<b>Mississippi State University</b>	<b>442,000</b>	<b>64,674</b>	<b>506,674</b>	<b>14,733</b>	<b>2,695</b>	<b>17,428</b>
	Mississippi University for Women	67,624	4,260	71,884	2,254	178	2,432
	Mississippi Valley State University	62,282	6,261	68,543	2,076	261	2,337
	University of Mississippi	442,900	58,767	501,667	14,763	2,449	17,212
University of Southern Mississippi	348,323	58,574	406,897	11,611	2,441	14,051	
	<b>IHL Total</b>	<b>1,704,015</b>	<b>262,435</b>	<b>1,966,450</b>	<b>56,800</b>	<b>10,935</b>	<b>67,735</b>
2012	Alcorn State University	90,076	11,918	101,994	3,003	497	3,499
	Delta State University	71,127	28,592	99,719	2,371	1,191	3,562
	Jackson State University	165,458	33,604	199,062	5,515	1,400	6,915
	<b>Mississippi State University</b>	<b>449,246</b>	<b>62,456</b>	<b>511,702</b>	<b>14,975</b>	<b>2,602</b>	<b>17,577</b>
	Mississippi University for Women	68,319	3,894	72,213	2,277	162	2,440
	Mississippi Valley State University	55,501	4,935	60,436	1,850	206	2,056
	University of Mississippi	463,056	58,054	521,110	15,435	2,419	17,854
University of Southern Mississippi	350,824	54,828	405,652	11,694	2,285	13,979	
	<b>IHL Total</b>	<b>1,713,607</b>	<b>258,281</b>	<b>1,971,888</b>	<b>57,120</b>	<b>10,762</b>	<b>67,882</b>
2013	Alcorn State University	86,287	10,474	96,761	2,876	436	3,313
	Delta State University	67,708	31,282	98,990	2,257	1,303	3,560
	Jackson State University	164,370	33,702	198,072	5,479	1,404	6,883
	<b>Mississippi State University</b>	<b>447,149</b>	<b>58,493</b>	<b>505,642</b>	<b>14,905</b>	<b>2,437</b>	<b>17,342</b>
	Mississippi University for Women	68,079	4,191	72,270	2,269	175	2,444
	Mississippi Valley State University	55,170	4,557	59,727	1,839	190	2,029
	University of Mississippi	472,103	65,129	537,232	15,737	2,714	18,450
University of Southern Mississippi	363,977	55,561	419,538	12,133	2,315	14,448	
	<b>IHL Total</b>	<b>1,724,843</b>	<b>263,389</b>	<b>1,988,232</b>	<b>57,495</b>	<b>10,975</b>	<b>68,469</b>
2014	Alcorn State University	81,743	9,620	91,363	2,725	401	3,126
	Delta State University	70,212	28,486	98,698	2,340	1,187	3,527
	Jackson State University	161,810	34,198	196,008	5,394	1,425	6,819
	<b>Mississippi State University</b>	<b>452,584</b>	<b>55,968</b>	<b>508,552</b>	<b>15,086</b>	<b>2,332</b>	<b>17,418</b>
	Mississippi University for Women	69,272	4,147	73,419	2,309	173	2,482

YEAR	INSTITUTION	UG SCH	GR SCH	TOT SCH	UG FTE	GR FTE	TOTAL FTE
	Mississippi Valley State University	53,236	5,074	58,310	1,775	211	1,986
	University of Mississippi	495,754	64,902	560,656	16,525	2,704	19,229
	University of Southern Mississippi	353,418	58,372	411,790	11,781	2,432	14,213
	<b>IHL Total</b>	<b>1,738,029</b>	<b>260,767</b>	<b>1,998,795</b>	<b>57,934</b>	<b>10,865</b>	<b>68,800</b>
2015	Alcorn State University	80,937	9,679	90,616	2,698	403	3,101
	Delta State University	71,515	25,028	96,543	2,384	1,043	3,427
	Jackson State University	165,701	34,068	199,769	5,523	1,419	6,943
	<b>Mississippi State University</b>	<b>468,622</b>	<b>53,740</b>	<b>522,362</b>	<b>15,621</b>	<b>2,239</b>	<b>17,860</b>
	Mississippi University for Women	69,665	4,154	73,819	2,322	173	2,495
	Mississippi Valley State University	51,850	5,801	57,651	1,728	242	1,970
	University of Mississippi	514,473	65,555	580,028	17,149	2,731	19,881
	University of Southern Mississippi	325,762	51,603	377,365	10,859	2,150	13,009
<b>IHL Total</b>	<b>1,748,525</b>	<b>249,628</b>	<b>1,998,153</b>	<b>58,284</b>	<b>10,401</b>	<b>68,685</b>	
2016	Alcorn State University	80,850	10,251	91,101	2,695	427	3,122
	Delta State University	73,173	24,754	97,927	2,439	1,031	3,471
	Jackson State University	170,044	34,076	204,120	5,668	1,420	7,088
	<b>Mississippi State University</b>	<b>496,999</b>	<b>55,118</b>	<b>552,117</b>	<b>16,567</b>	<b>2,297</b>	<b>18,863</b>
	Mississippi University for Women	71,262	4,839	76,101	2,375	202	2,577
	Mississippi Valley State University	53,785	5,814	59,599	1,793	242	2,035
	University of Mississippi	539,020	65,669	604,689	17,967	2,736	20,704
	University of Southern Mississippi	323,011	52,989	376,000	10,767	2,208	12,975
<b>IHL Total</b>	<b>1,808,144</b>	<b>253,510</b>	<b>2,061,654</b>	<b>60,271</b>	<b>10,563</b>	<b>70,834</b>	
2017	Alcorn State University	89,132	9,500	98,632	2,971	396	3,367
	Delta State University	72,849	22,657	95,506	2,428	944	3,372
	Jackson State University	160,290	31,757	192,047	5,343	1,323	6,666
	<b>Mississippi State University</b>	<b>513,921</b>	<b>55,256</b>	<b>569,177</b>	<b>17,131</b>	<b>2,302</b>	<b>19,433</b>
	Mississippi University for Women	71,874	4,648	76,522	2,396	194	2,589
	Mississippi Valley State University	52,906	6,695	59,601	1,764	279	2,042
	University of Mississippi	546,813	66,244	613,057	18,227	2,760	20,987
	University of Southern Mississippi	326,683	51,846	378,529	10,889	2,160	13,050
<b>IHL Total</b>	<b>1,834,468</b>	<b>248,603</b>	<b>2,083,071</b>	<b>61,149</b>	<b>10,358</b>	<b>71,507</b>	

Compiled by the Office of Strategic Research, 3/7/18. ea

Source: IHL MIS

SQL: SREB\_FTE\_Enr.sql



| 4,500 |

| 4,500 |

| 4,500 |

| 4,500 |